

**BOOSTING TEACHING TASKS
AND STUDENT LEARNING
WITH CHAT GPT**

*Presented by: Analisa McMillan, PhD.
Content developed with the Office of Teaching & Learning staff*

1

1

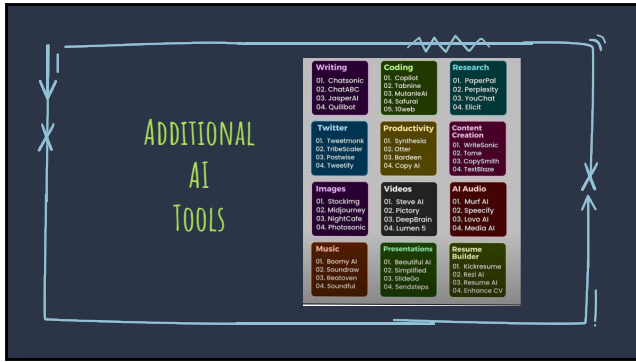
CHAT GPT AND AI OVERVIEW

2

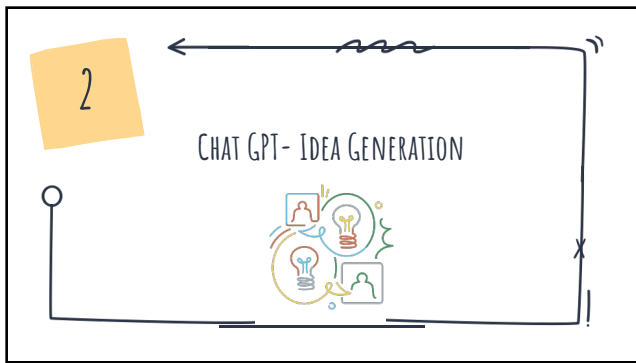
What is ChatGPT?

Chat GPT is a type of artificial intelligence (AI) that is trained to understand and generate human-like language. It uses a neural network called the Generative Pre-trained Transformer (GPT) to process and respond to text-based inputs, such as chat messages or emails. Chat GPT models can be trained on large datasets of human-written text, allowing them to mimic the style and content of natural language with a high degree of accuracy. This technology is commonly used in chatbots and other automated messaging systems.

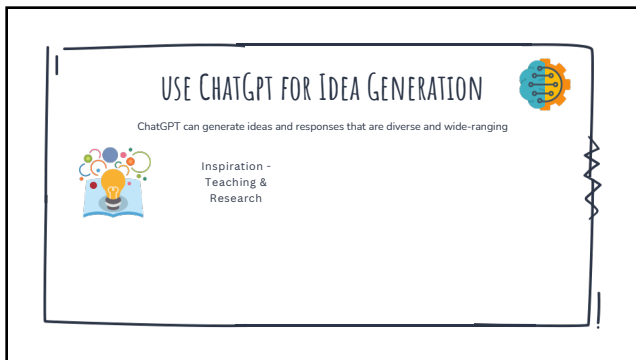
3




4




5




6


USE CHATGPT FOR IDEA GENERATION 

ChatGPT can generate ideas and responses that are diverse and wide-ranging


 Inspiration - Teaching & Research


 Generate from a broad range of subjects


7

USE CHATGPT FOR IDEA GENERATION 


ChatGPT can generate ideas and responses that are diverse and wide-ranging

 Inspiration - Teaching & Research


 Explore - New and unconventional ideas


 Generate from a broad range of subjects


8


USE CHATGPT FOR IDEA GENERATION 

ChatGPT can generate ideas and responses that are diverse and wide-ranging

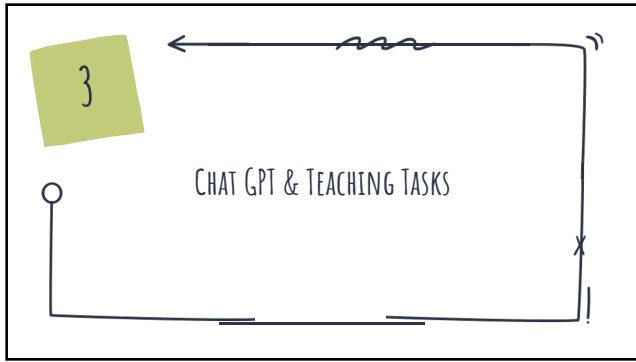
 Inspiration - Teaching & Research

 Explore - New and unconventional ideas

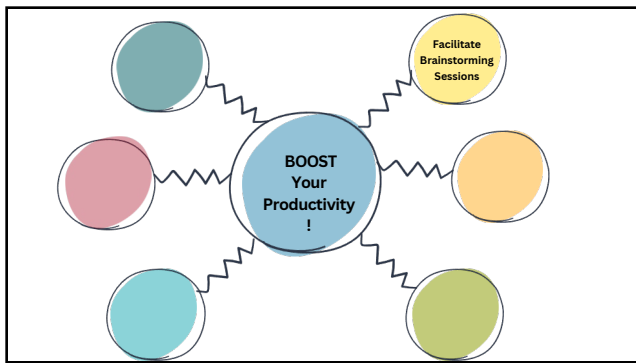
 Generate from a broad range of subjects

 Analyze and interpret large amounts of data quickly

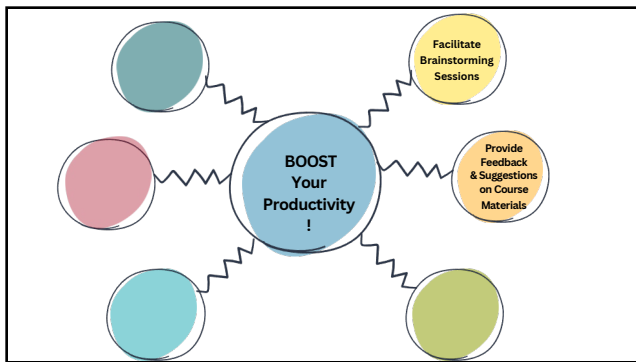
9



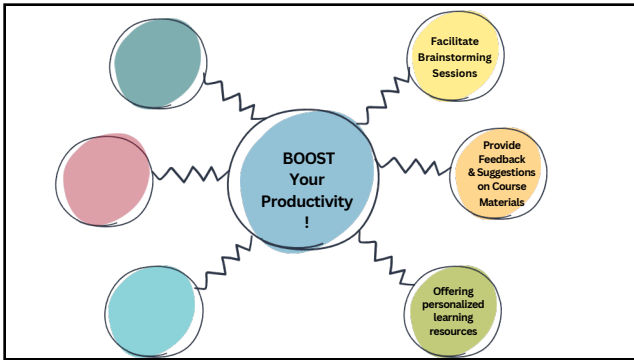
10



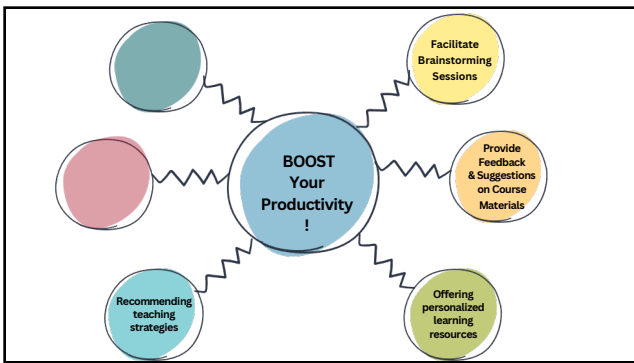
11



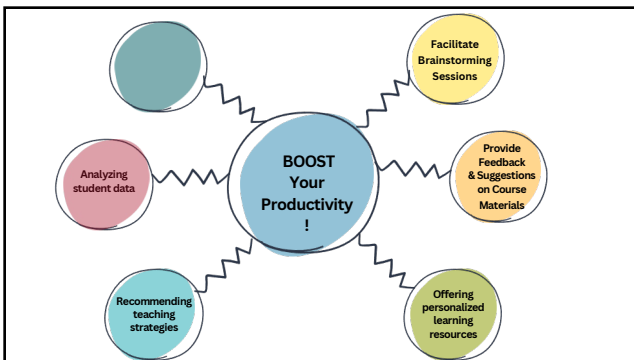
12



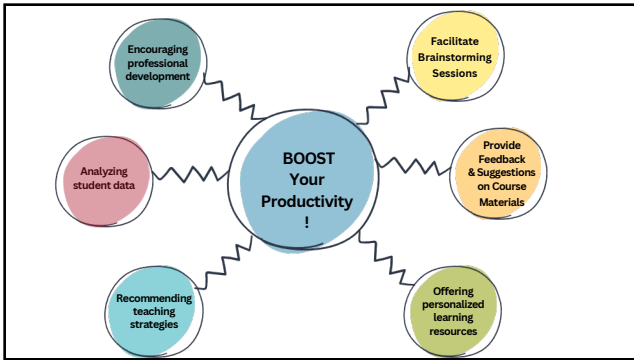
13



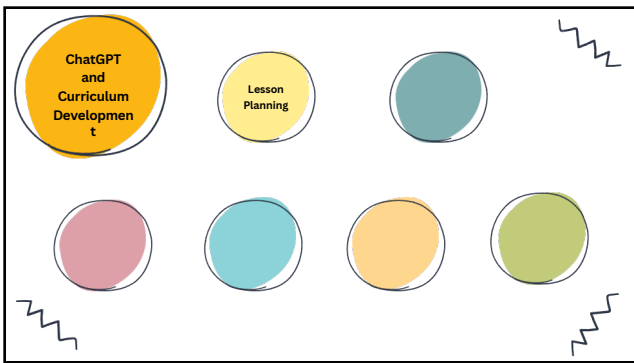
14



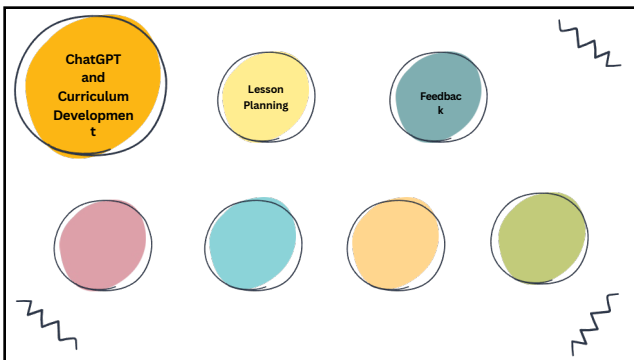
15



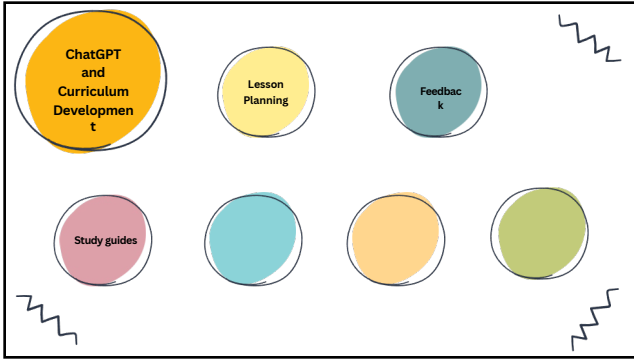
16



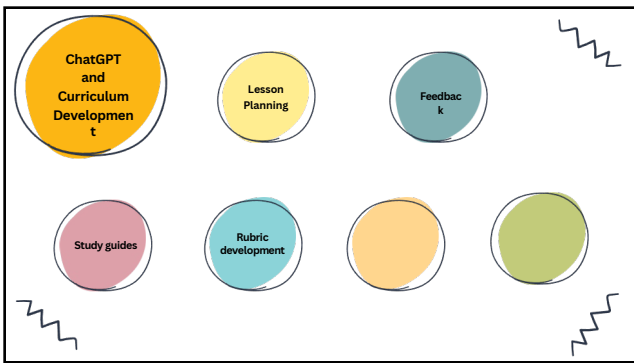
17



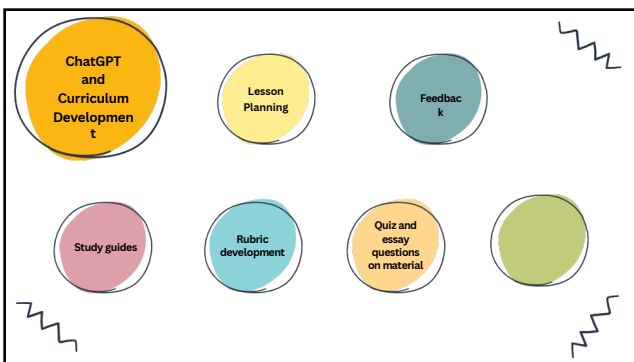
18



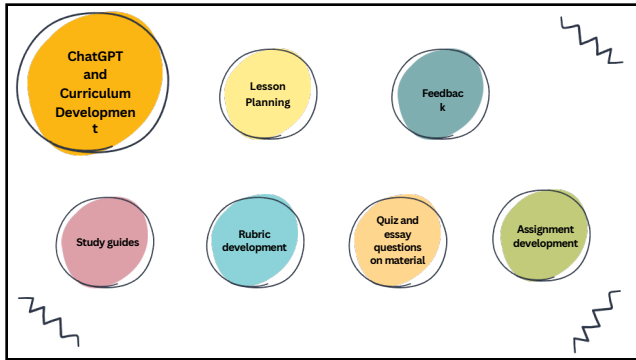
19



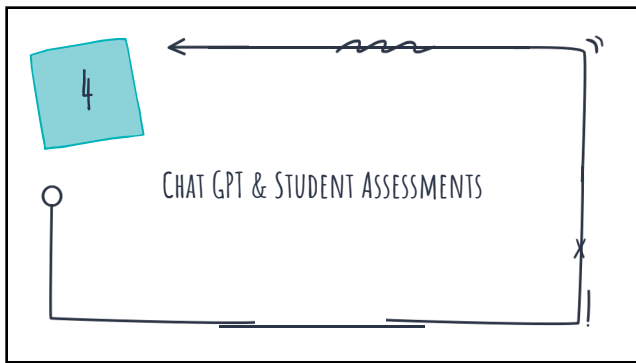
20



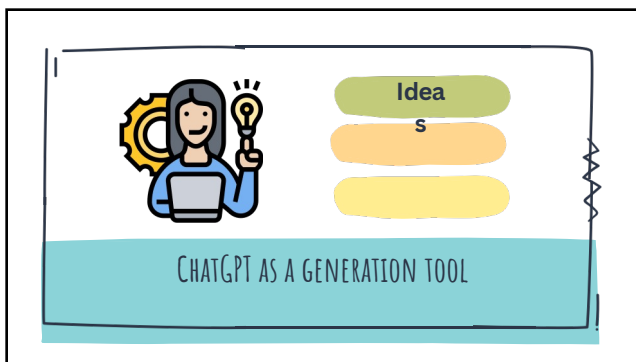
21



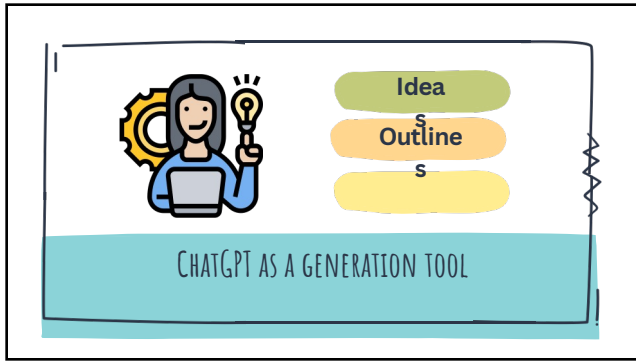
22



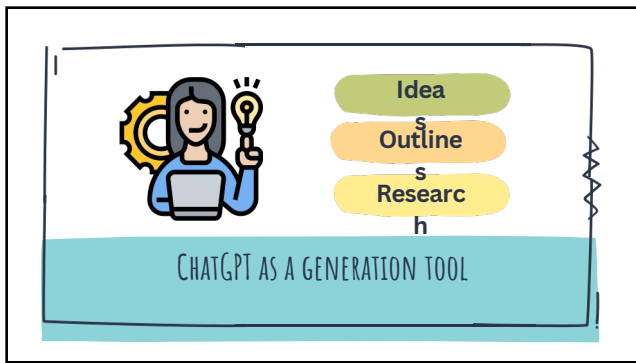
23



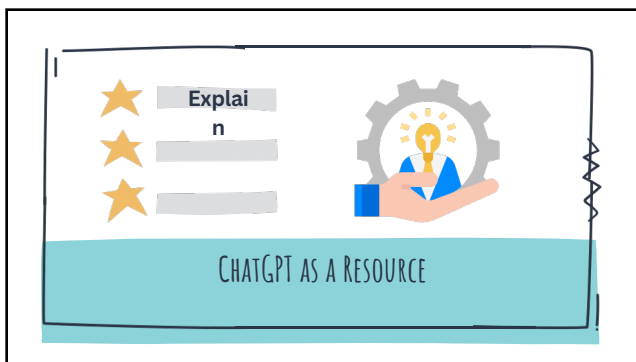
24



25



26



27

A whiteboard graphic with a hand-drawn border. On the left, three yellow stars are arranged vertically. The top star is next to the word 'Explain', the middle star is next to 'n Synthesize', and the bottom star is next to a grey rectangular box. To the right of the stars is an illustration of a hand holding a gear with a lightbulb inside. At the bottom of the whiteboard, a teal banner contains the text 'CHATGPT AS A RESOURCE'.

28

A whiteboard graphic with a hand-drawn border. On the left, three yellow stars are arranged vertically. The top star is next to the word 'Explain', the middle star is next to 'n Synthesize', and the bottom star is next to 'Feedback'. To the right of the stars is an illustration of a hand holding a gear with a lightbulb inside. At the bottom of the whiteboard, a teal banner contains the text 'CHATGPT AS A RESOURCE'.

29


A whiteboard graphic with a hand-drawn border. In the top left corner, there is a blue sticky note with the number '5'. The text 'HOW TO FORMAT GPT INQUIRES' is written in orange in the center. Below the text are four colorful speech bubbles (blue, yellow, green, red) containing question marks. A hand-drawn arrow points from the right side of the whiteboard towards the sticky note.

30

HOW TO WRITE PROMPTS - BY CHAT GPT

1. Keep it Clear & Concise
 Your prompt should be clear and easy to understand. Avoid using complex language or jargon that may confuse the AI. Keep your prompts short and to the point.

MAKE IT EASY




31

HOW TO WRITE PROMPTS - BY CHAT GPT

1. Keep it Clear & Concise
 Your prompt should be clear and easy to understand. Avoid using complex language or jargon that may confuse the AI. Keep your prompts short and to the point.

2. Be Specific
 The more specific your prompt is, the better the response will be. Provide as much detail as possible about the topic.




32

HOW TO WRITE PROMPTS - BY CHAT GPT

1. Keep it Clear & Concise
 Your prompt should be clear and easy to understand. Avoid using complex language or jargon that may confuse the AI. Keep your prompts short and to the point.

2. Be Specific
 The more specific your prompt is, the better the response will be. Provide as much detail as possible about the topic.

3. Use Open-ended Questions
 Avoid yes or no questions. Open-ended questions encourage detailed and thoughtful response.



33


HOW TO WRITE PROMPTS - BY CHAT GPT

1. Keep it Clear & Concise
Your prompt should be clear and easy to understand. Avoid using complex language or jargon that may confuse the AI. Keep your prompts short and to the point.

2. Be Specific
The more specific your prompt is, the better the response will be. Provide as much detail as possible about the topic.

3. Use Open-ended Questions
Avoid yes or no questions. Open-ended questions encourage detailed and thoughtful response.

4. Consider the Audience
Think about who your audience is and their needs. Tailor your prompts accordingly.



34

HOW TO WRITE PROMPTS - BY CHAT GPT


1. Keep it Clear & Concise
Your prompt should be clear and easy to understand. Avoid using complex language or jargon that may confuse the AI. Keep your prompts short and to the point.

2. Be Specific
The more specific your prompt is, the better the response will be. Provide as much detail as possible about the topic.

3. Use Open-ended Questions
Avoid yes or no questions. Open-ended questions encourage detailed and thoughtful response.

4. Consider the Audience
Think about who your audience is and their needs. Tailor your prompts accordingly.


5. Be Creative
Use humor, personal anecdotes, or interesting scenarios to make your prompts more engaging.



35

PROMPT EXAMPLE #1

Prompt: Write a discussion board question on the social determinants of health.




36

PROMPT EXAMPLE #1

Prompt: Write a discussion board question on the social determinants of health.


Response: How do social determinants of health impact the well-being of individuals and communities, and what steps can be taken to address these inequities?"



37

PROMPT EXAMPLE #2

Prompt: Write a discussion board prompt for masters level students on the social determinants of health that promotes critical thinking.




38

PROMPT EXAMPLE #2

Prompt: Write a discussion board prompt for masters level students on the social determinants of health that promotes critical thinking.

Response: "Examine a specific social determinant of health (e.g. income inequality, race/ethnicity, education) and critically analyze its impact on health outcomes. What policies or interventions could be implemented to address these social determinants and improve health equity? How effective have these policies or interventions been in reducing health disparities? What potential challenges or limitations should be considered in their implementation and evaluation?"



39

PROMPT EXAMPLE #3

Prompt: Write a discussion board prompt for masters level students on the social determinants of health that encourages personalization.

40

PROMPT EXAMPLE #3

Prompt: Write a discussion board prompt for masters level students on the social determinants of health that encourages personalization.

Response: "Reflect on your own personal experiences and how they may relate to the social determinants of health. How has your socioeconomic status, race/ethnicity, education, and other factors influenced your own health outcomes? What resources or barriers have you encountered when accessing healthcare? In what ways can you use your own experiences to advocate for health equity and address social determinants of health in your community or profession?"

41

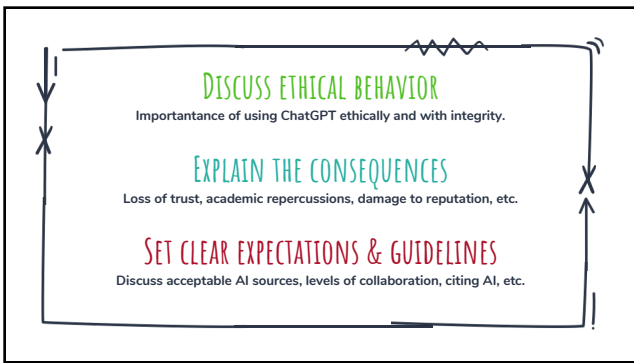
6

CHAT GPT AND ACADEMIC INTEGRITY

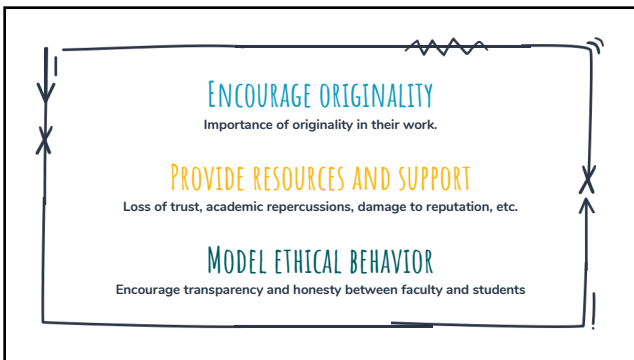
42



43




44



45

AI DETECTION


AI detection to help educators identify when AI writing tools such as ChatGPT have been used in students' submissions.



46

TOP THREE TIPS FOR ADDRESSING FALSE POSITIVES:

Know before you go—make sure you consider the possibility of a false positive upfront and plan for your process and approach for determining the outcome. Even better, communicate that to students, so you have a shared expectation set, so you have a shared expectation set




47

TOP THREE TIPS FOR ADDRESSING FALSE POSITIVES:

Know before you go—make sure you consider the possibility of a false positive upfront and plan for your process and approach for determining the outcome. Even better, communicate that to students, so you have a shared expectation set.

Assume positive intent—in this space of so much that is new and unknown, give students the strong benefit of the doubt. If the evidence is unclear, assume students will act with integrity.



48

TOP THREE TIPS FOR ADDRESSING FALSE POSITIVES:

Know before you go—make sure you consider the possibility of a false positive upfront and plan for your process and approach for determining the outcome. Even better, communicate that to students, so you have a shared expectation set.

Assume positive intent—in this space of so much that is new and unknown, give students the strong benefit of the doubt. If the evidence is unclear, assume students will act with integrity.

Be open and honest—it is important to acknowledge that there may be false positives upfront, so both the instructor and the student should be prepared to have an open and honest dialogue. If you don't acknowledge that a false positive may occur, it will lead to a far more defensive and confrontational interaction that could ultimately damage relationships with students.



49



50