


Noteheads, Clefs, and Ledger Lines

Name: _____


PART 1: “Drawing Noteheads”

Directions: Draw the indicated noteheads on the staves.


Draw five open (white) note heads, one on each line.




Draw four open (white) note heads, one on each space.



Draw five filled in (black) note heads, one on each line.




Draw four filled in (black) note heads, one on each space.




PART 2: “Drawing Clefs”

Directions: Draw the indicated clefs on the staves.


Draw six treble clefs.




Draw six bass clefs.



Draw six alto clefs.




Draw six tenor clefs.




PART 3: “Drawing Ledger Lines”

Directions: Draw the indicated number of stacked ledger lines above and below the staves. Do not include noteheads.


Draw one ledger line above and one ledger line below the staff.




Draw two stacked ledger lines above and two stacked ledger lines below the staff.



Draw three stacked ledger lines above and three stacked ledger lines below the staff.




Draw four stacked ledger lines above and four stacked ledger lines below the staff.




PART 4: “Drawing Ledger Lines with Noteheads”

Directions: Draw the indicated number of stacked ledger lines above and below the staves. This time, include filled in noteheads on the highest and lowest ledger line.


Draw filled in noteheads one ledger line above and one ledger line below the staff.



Draw filled in noteheads two stacked ledger lines above and two stacked ledger lines below the staff.



Draw filled in noteheads three stacked ledger lines above and three stacked ledger lines below the staff.



Draw filled in noteheads four stacked ledger lines above and four stacked ledger lines below the staff.

